

**Oil-less Feed-off-the-arm Four needle
Flatseamer for Top and Bottom Coverstitch
for use with thread burner**


36200L201-60

(formerly 36200TL)

JUKI
Union Special











oiLESS



the NEW GENERATION
of 36200 FLATSEAMERS

oiLESS

with the oiLESS
needle bar area

							
36200L201-60	118GKS 4	36211 1	6	6.0mm	1.6~2.5 (2.1 standard)	6.0mm	4200 RPM

LAPSEAMER for use with Thread Burner



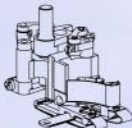

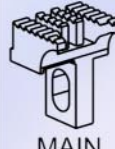
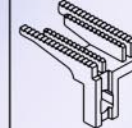


36200L201-60

4 Needle Both Side Trim Lapseamer

Fitted with both side fabric trimming sewing combination, lap former and spreader to achieve smooth even seams on top and bottom of fabric. Special sewing parts, large cover thread hook and long presser bar for use with thread burner.

For crotch seaming on briefs and panties; side seaming on children's sleepers, jogging pants, biking shorts, knitted jackets and similar products.

36200L201-60 Spare Parts

NEW STYLE	REPLACES STYLE						
		PRESSER FOOT	THROAT PLATE	MAIN FEED	DIFF. FEED	NEEDLE HEAD	LAP FORMER
36200L201-60	36200TL	36220V	C36224N	36205M	36226A	36218-60	23420CZ

The 36200 Series has a new, simplified numbering system. This chart explains each portion of the 36200L201-60 style designation. When ordering, styles should follow this system.

36200 -

Code	Application	Code	Trim	Submodels		Code	Needle Gauge	Code	Area
L	Lap Seaming	2	both sides trimmed	Code	Parts	60	6.0mm	J	Japan
				01	Flat sewing parts: Special application—parts for use with thread burner			N	North America Europe
								S	Asia

JUKI
Union Special

Juki Union Special, Inc.
8500 NW 17th Street, Ste. 100
Miami, FL 33126
www.juki.com/jus.html

Union Special Machine Co.
One Union Special Plaza
Huntley, IL 60142
www.unionspecial.com

JUKI Corporation
8-2-1, Kokuryo-cho, Chofu-shi
Tokyo 182-8655, Japan
www.juki.com

Specifications and appearance are subject to change without prior notice for improvement.
Read the instruction manual before putting the machine into service to ensure safety.

©2005 Union Special Machine Company Rev. 01/05