

# Top and Bottom Feed Chainstitch










## 53700 & 53800 Series














53700B

**JUKI**  
*Union Special*

# Top & Bottom Feed Chainstitch

|  |   |   |   |  |   |   |  |   |  |  |  |  |
|--|---|---|---|--|---|---|--|---|--|--|--|--|
| <b>53700B</b>  |  |  | <br>mm | <br>SPI | <br>mm |  |  |  |  |  |  |  |
| 401SSa-1  | 147GS<br>1  | 2   | 3.6<br>to<br>6.4  | 4<br>to<br>7   | 8   | Top<br>Plain  | Extra<br>Heavy   | 3300<br>SPM   |  |  |  |  |

1-needle, 2 thread, **plain feed with top walking feed**  
for seaming and piping operations on automobile and  
furniture upholstery

|  |   |   |   |  |   |   |  |   |   |   |  |  |
|--|---|---|---|--|---|---|--|---|---|---|--|--|
| <b>53800B</b>  |  |  | <br>mm | <br>SPI |  | <br>mm | <br>mm |  |  |  |  |  |
| 401SSa-2  | 147GS<br>2  | 4   | 3.6<br>to<br>6.4  | 4<br>to<br>7   | 9/32  | 7.2   | 8  | Top<br>Plain  | Extra<br>Heavy  | 3300<br>SPM   |  |  |

2-needle, 4 thread, **plain feed with top walking feed**  
for seaming and piping operations on automobile and  
furniture upholstery