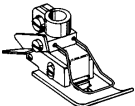
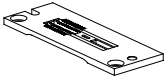
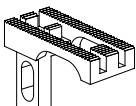
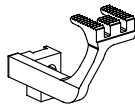



## SEWING PARTS




STYLE	 PRESSER FOOT ASSEMBLY	 THROAT PLATE	 FEED DOG	 DIFFERENTIAL FEED DOG	 NEEDLE HEAD
FS311S01-1M	G51320	50624A	C50005G		50618
FS311S02-1M	56320R	50624A	C50005G		50618
FS311S11-1M	56320F	50624	C50005F		50618
FS311S12-1M	56320H	50624	C50005F		50618
FS311S13-1M	56320E	50624B	50624B		50618
FS311S14-1M	C50020	50624	50624		50618
FS312S21-1M	C50020	50624	50624	50626	50618

## DEVICES & ATTACHMENTS



### CC2 AIR-KLIPP®

Pneumatic type chain-off thread cutter creates a clean appearance at the beginning and end of the seam. With horizontally mounted venturi suction.



## INSTALLATIONS



Use this chart to choose the correct table top for FS300 machines. Table top dimensions are 51cm x 122cm with a heavy plywood underboard that can be adjusted for use as a semi-submerged or fully submerged installation.

Model No.	Table Board Part Number	Table Board Description
FS311 S01, S02, S11, S12, S13, S14	21371AAH48	Semi/Fully Submerged Plain Feed
FS312S21	21371AAE48	Semi/Fully Submerged Differential Feed

## ADDITIONAL INFORMATION

Use these descriptions of the different presser feet available on FS311 single needle chainstitch styles to help determine the style most suited to the sewing operation.

- ❶ Standard Hinged Presser Foot—foot is hinged and bottom is flat, for easy sewing over seams.

Standard Finged Presser Foot with Left Yielding Section—similar to Standard Presser Foot, and includes a yielding section to help guide bottom of foot when crossing pockets or edge stitching.

Feeding Presser Foot—specially designed foot to reduce fabric marking and match material plies more effectively. This foot works like a top feed to help feed the top ply of material evenly with the bottom ply. Feeding and pressure are regulated by a spring, adjusted with a knurled nut on back of foot.

- ❷ Feeding Presser Foot with Left Yielding Section—similar to Standard Feeding Presser Foot, and includes a yielding section to help to guide bottom of foot when crossing pockets or edge stitching.

Narrow Feeding Presser Foot—similar to Standard Feeding Presser Foot except narrower, to allow for sewing close to seams and for turning sharper curves.

- ❸ Low Inertia Presser Foot—similar to Standard Hinged Presser Foot, except low inertia design allows for sewing long runs at high speed while keeping the foot flat on the material.



## HOW TO ORDER

This chart outlines the key elements of the single needle FS300 numbering system. When ordering, styles must follow this system.

