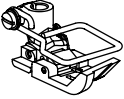
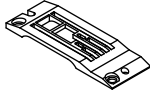
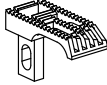
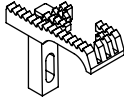



SEWING PARTS



This chart lists part numbers for FS300 two and three needle chainstitch sewing parts.

2/3 Needle Chainstitch Spare Parts Matrix

STYLE*	 PRESSER FOOT ASSEMBLY	 THROAT PLATE	 FEED DOG	 DIFFERENTIAL FEED DOG	 NEEDLE HEAD
FS311L51-2H64	50620HR64	50624HR64	50605HR		50618-16
FS311L51-2H72	50620HR72	50624HR72			50618-18
FS311L52-2H64	C50020F16	C50024R16	C50005N		50618-16
FS311L52-2H72	C50020E18	C50024U18			50618-18
FS311L52-3H32	50320M8	50324N8	56905A9		50618B
FS311L52-3H36	56920A9	C56924A9			50618C
FS311L53-3H32	50320N8	50324P8	56905R9		50618B
FS311L53-3H36	56920R9	C56924R9			50618C
FS315L63-3H32/CC2/PA1	50620A32	50624R32	50605D	50626D	50618B
FS315L63-3H36/CC2/PA1	50620A36	50624R36			50618C
FS316L61-3H32/CC2/PA1	50620A32	50624A32	50605C36		50618B
FS316L61-3H36/CC2/PA1	50620A36	50624A36			50618C
FS316L62-3H32/CC2/PA1	50620B32	50624B32	50605B		50618B
FS316L62-3H36/CC2/PA1	50620B36	50624B36			50618C
FS316L63-3H32/CC2/PA1	50620-32	50624R32	50605R36		50618B
FS316L63-3H36/CC2/PA1	50620-36	50624R36			50618C
FS316L63-3H48/PA1	50620-48	50624R48	50605R48		50618C48

*Presence or lack of an Air Klipp® does not change sewing parts.

DEVICES & ATTACHMENTS



PA1 PNEUMATICS KIT (FS315 and FS316 only)

Pneumatic type lift mechanism for the presser foot and puller. Includes needle cooler.



CC2 AIR-KLIPP®

Pneumatic type chain-off thread cutter creates a clean appearance at the beginning and end of the seam. With horizontally mounted venturi suction.



INSTALLATIONS


Use this chart to choose the correct table top for FS300 machines. Table top dimensions are 51cm x 122cm with a heavy plywood underboard that can be adjusted for use as a semi-submerged or fully submerged installation.

Model No.	Table Board Part Number	Table Board Description
FS311L51	21371AAH48	Semi/Fully Submerged Plain Feed
FS311L52	21371AAH48	Semi/Fully Submerged Plain Feed
FS311L53	21371AAH48	Semi/Fully Submerged Plain Feed
FS316L61	21371AAH48	Semi/Fully Submerged Plain Feed
FS316L62	21371AAH48	Semi/Fully Submerged Plain Feed
FS316L63	21371AAH48	Semi/Fully Submerged Plain Feed
FS315L63	21371AAE48	Semi/Fully Submerged Differential Feed

ADDITIONAL INFORMATION

STANDARD AND OPTIONAL ROLLERS FOR ROLLER PULLER STYLES

In addition to the standard roller that comes on each FS315/FS316 style, three other rollers are available as an option.



- ❶) Standard roller, which provides maximum pulling power. Teeth point in the direction of feed. Part number 50677L.
- ❷) Reverse teeth roller, for good pulling power with reduced chance of fabric marking. Teeth point in the opposite direction of feed. Part number 50677K.
- ❸) Knurled roller, for gentle pulling with minimal chance of fabric marking. Part number 50677R.
- ❹) Urethane roller, for gentlest pulling with virtually no chance of fabric marking. Part number 50677M.



FS316 (plain feed) reverse lap sewing parts

	Needle Spacing 3.2mm	3.6mm
Throat Plate	K74763	K74602
Feed Dog	K74599	same
Presser Foot	K74764	K74601
Folder	K74771	same
Front Cover	K74766	same

FS315 (differential feed) reverse lap sewing parts

	Needle Spacing 3.2mm	3.6mm
Throat Plate	K74763	K74602
Main Feed Dog	K74603	same
Diff Feed Dog	K74604	same
Presser Foot	K74764	K74601
Folder	K74771	same
Front Cover	K74766	same

NOTE: The front cover is changed because the folder mounts on the left side of the presser foot. To use the standard cover, new holes must be drilled and tapped. Use #10 drill and 1/4-20 tap for threads. (Front cover not shown.)



Folder K74771

HOW TO ORDER

This chart outlines the key elements of the FS300 lapseamer numbering system. When ordering, styles must follow this system.

